



District Report Card: 2017


State: Rajasthan	District: Baran
Class: 8	Subject: Language
Schools: 51	Students: 1143


Participation/Coverage


Students

<div>GENDER</div> <div></div>	Boys		Girls	
	Number	%	Number	%
	574	50.22	569	49.78

<div>AREA</div> <div></div>	Rural		Urban	
	Number	%	Number	%
	1111	97.20	32	2.80

<div>CATEGORY</div> <div></div>	SC		ST		OBC		GEN	
	Number	%	Number	%	Number	%	Number	%
	247	21.61	371	32.46	472	41.29	53	4.64

<div>CWSN</div> <div></div>	LD	VI	HI	S&LD	ID	Oth
	3	3	0	3	3	1

<div>Management</div> <div></div>	Government		Government-aided	
	Number	%	Number	%
	1143	100.00	0	0.00

Average Performance of Students in Language (%)

Overall	Gender		Area		Management		Social Group			
	Male	Female	Rural	Urban	Govt.	Aided	SC	ST	OBC	GEN
63.95	65.31	62.58	64.04	60.83	63.95	0.00	59.57	65.14	64.89	67.67

Performance on Learning Outcomes (LOs)

Learning Outcomes	Description	Average Performance(%)
L813	Read textual/non-textual materials with comprehension and identifies the details, characters, main idea and sequence of ideas and events while reading	63.95

Range of Performance of Students who Answered Correctly							
Below 30%		30% - 50%		50% - 75%		Above 75%	
Number	%	Number	%	Number	%	Number	%
115	10.06	209	18.29	422	36.92	397	34.73

Lowest Performing Learning Outcomes (LOs)

1 - Read textual/non-textual materials with comprehension and identifies the details, characters, main idea and sequence of ideas and events while reading (63.95)